

University of Central Lancashire London Turnitin Submission Guide



**University of
Central Lancashire
London**



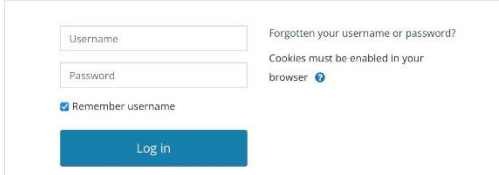
Outline

Submitting your Assessment on VLE	3
Contact Us Information	9

Submitting your Assessment on VLE

STEP 1:

Go to <https://uclan.london/login> and log-in with your **username** and **password**. Your Username is seven-digit Student Code e.g. **500XXXX** and the Password is your six-digit Date of Birth e.g. **DDMMYY**.



Username:

Password:

☒ Remember username

[Forgotten your username or password?](#)

Cookies must be enabled in your browser [?](#)

[Log in](#)

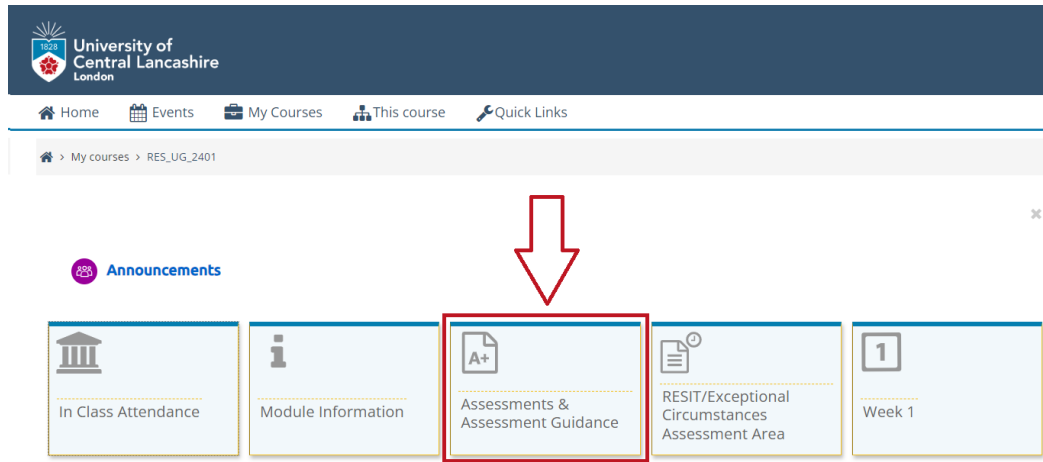
STEP 2:

Once you logged in to your VLE account, click on the title of the module that you want to submit an assignment for. e.g. **(8864T1) Research Skills**.



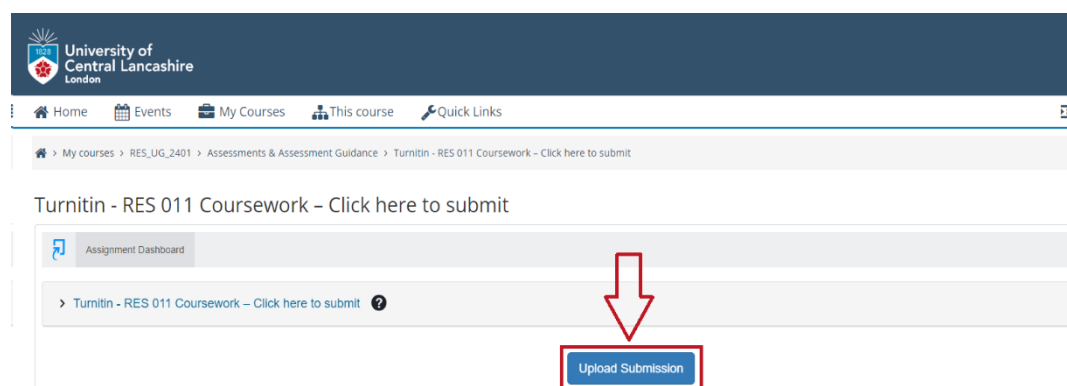
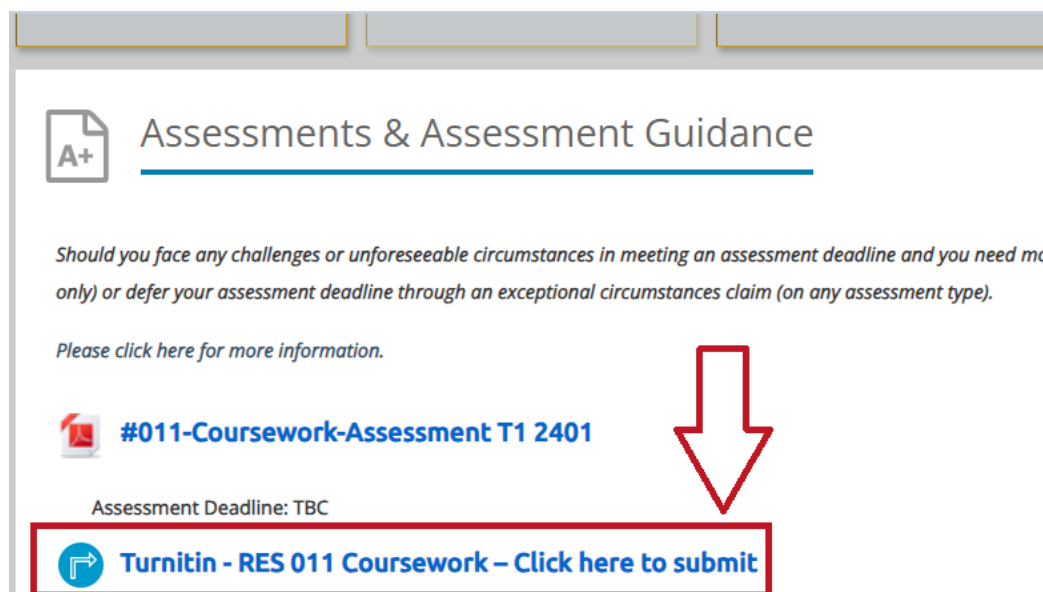
STEP 3:

Then click on the **'Assessments & Assessment Guidance'** tab.



STEP 4:

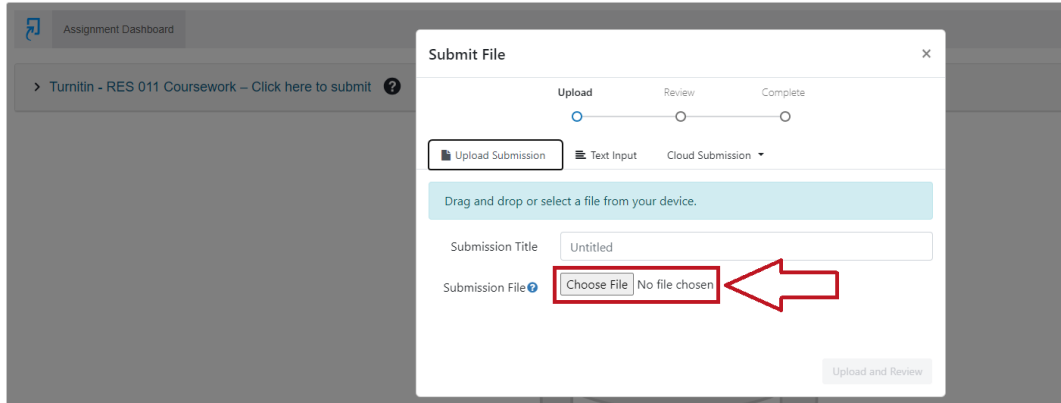
Click on the Turnitin submission link and select **'Upload Submission'**.



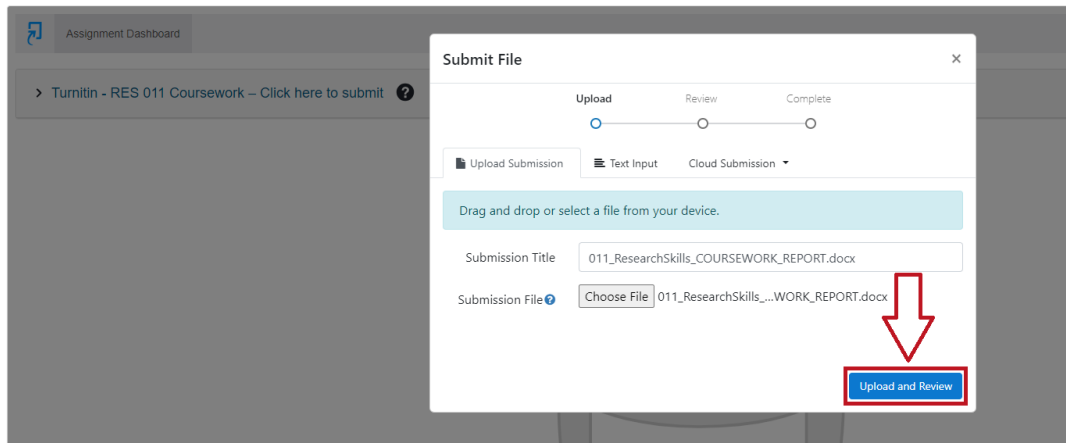
STEP 5:

To upload a file from your computer, click '**Choose file**' and select '**Upload and Review**'.

Turnitin - RES 011 Coursework – Click here to submit



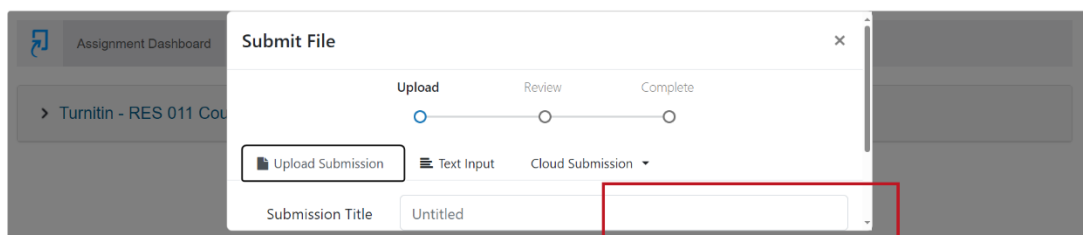
Turnitin - RES 011 Coursework – Click here to submit




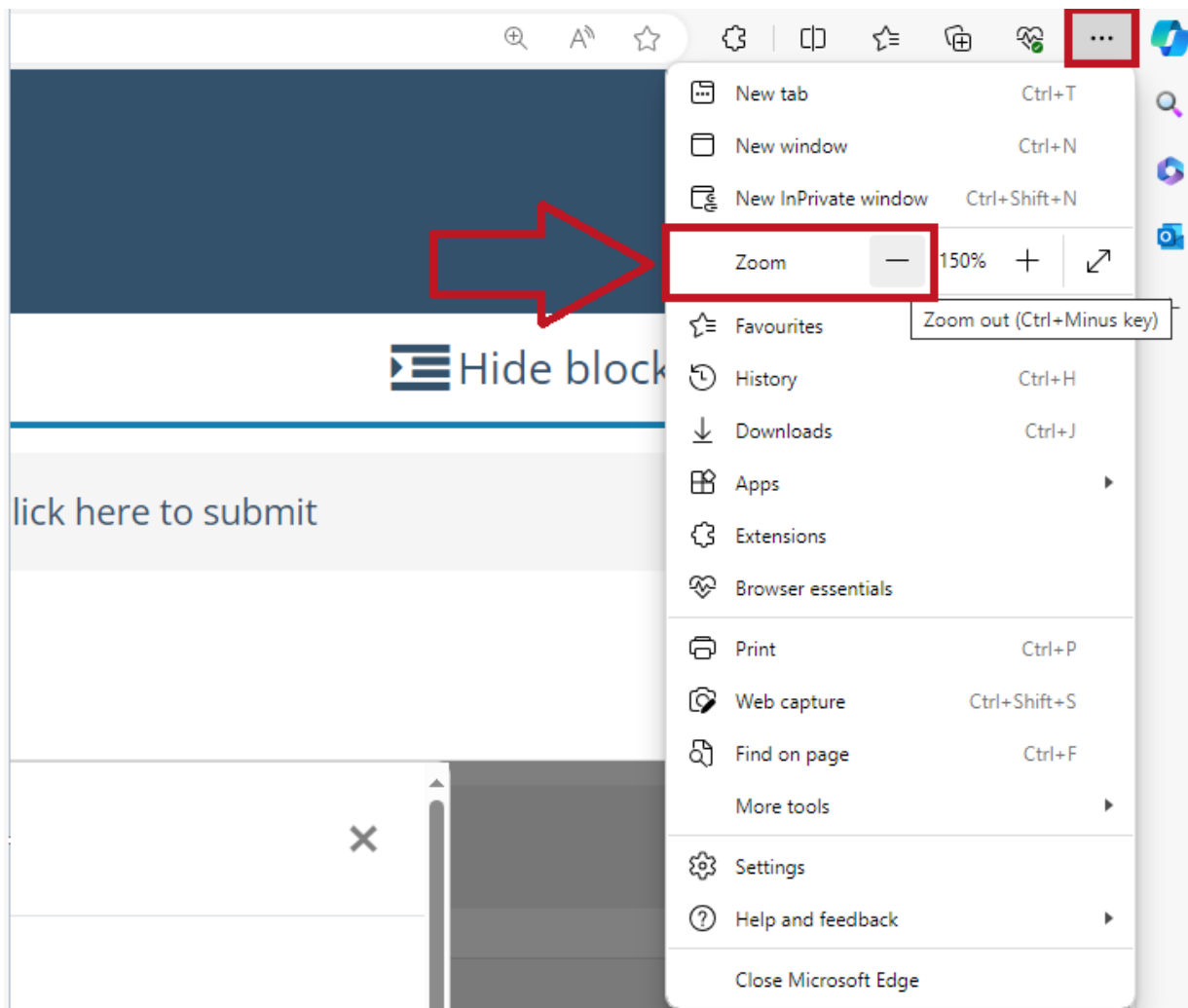
If you are unable to see the 'Upload and Review' button, you need to zoom out your screen by selecting control option of the right-side screen, as shown below:



Turnitin - RES 011 Coursework – Click here to submit



Click on the  three dots at the upper right corner of the browser page, navigate to the Zoom option from the drop-down menu, and then change the zoom percentage by hitting the minus key.

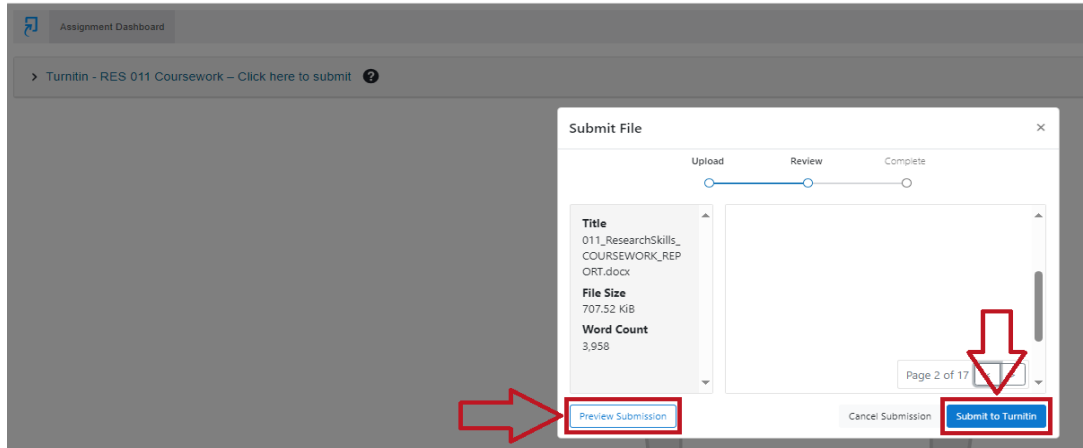


STEP 6:

Once you have uploaded your assignment, you can preview your submission. If you are happy with your assignment, then click **'Submit to Turnitin'**.

My courses > RES_UG_2401 > Assessments & Assessment Guidance > Turnitin - RES 011 Coursework - Click here to submit

Turnitin - RES 011 Coursework - Click here to submit

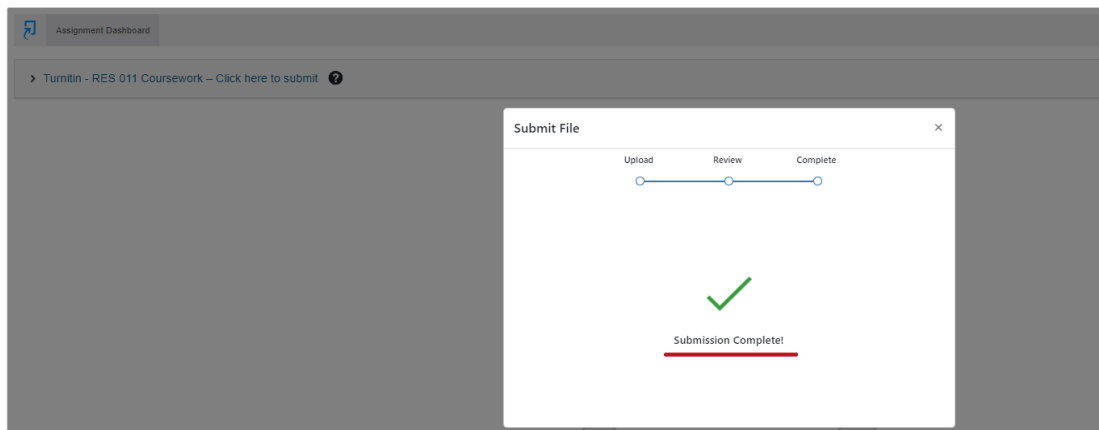


STEP 7:

You will then see **'Submission uploaded successfully'** highlighted in green and you are able to download your submission receipt to your device by clicking on **'Download Digital Receipt'**.

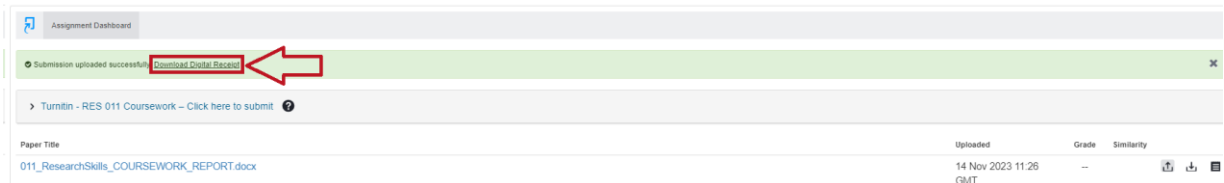
My courses > RES_UG_2401 > Assessments & Assessment Guidance > Turnitin - RES 011 Coursework - Click here to submit

Turnitin - RES 011 Coursework - Click here to submit



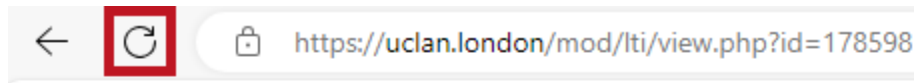
My courses > RES_UG_2401 > Assessments & Assessment Guidance > Turnitin - RES 011 Coursework - Click here to submit

Turnitin - RES 011 Coursework - Click here to submit



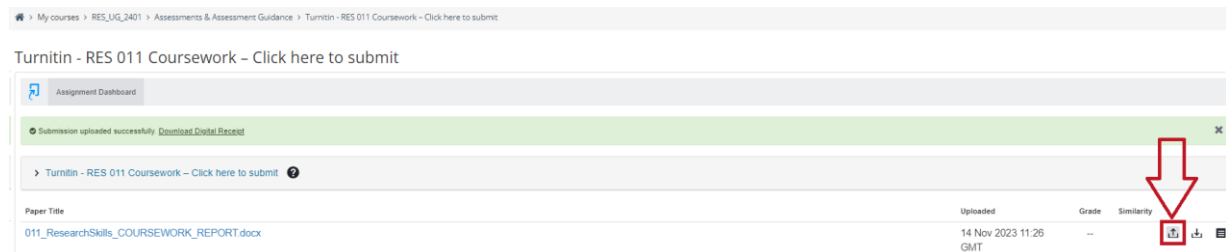
STEP 8:

To check your Similarity score, refresh your browser page, as shown below:



STEP 9:

Please note, that you are able to resubmit your coursework 3 times **before the deadline**. To resubmit your coursework, select the resubmission option, as shown below:



Contact Us Information

For more information or further assistance on **Turnitin Submission**, please contact Learning Resources Centre:

learningresources@london.uclan.ac.uk

Alternatively, join **LRC Online Live Support Chat** from the link below:

<https://zoom.us/j/97737256809>

Our LRC Online Live Support Chat Opening Hours:

Term-Time hours:

Monday - Friday 9:00 – 17:30

Non-Term-Time hours:

Monday - Friday 9:00 – 17:30